

Scaled data based on original data using
LM-79-2019 Approved Method: Electrical and Photometric Measurements of Solid-
State Lighting Products

Test Report Prepared for
Cooper Lighting Solutions

Brand: STREETWORKS

Report Number: P386691

Luminaire Tested: GAW-SA2B-827-U-RW

Issue Date: 3/3/2020

Test Information

Test Method: LM-79-2019
Report Number: P386691
TEST IS SCALED FROM IESNA LM-79-08 TEST DATA (G2-1903-205-7)
Test Lab: INNOVATION CENTER
Issue Date: 3/3/2020
Manufacturer: COOPER LIGHTING SOLUTIONS
Product Line: STREETWORKS
Catalog Number: GAW-SA2B-827-U-RW
Description: GALLEON WALL LUMINAIRE
(2) 80 CRI, 2700K, 800mA LIGHTSQUARES WITH 16 LEDS EACH AND RECTANGULAR WIDE OPTICS
Light Source: -
Ballast/Driver: ELECTRONIC DRIVER

Summary

Lumens per Lamp: N/A
Luminaire Lumens: 8961 lumens
Efficiency: N/A
Efficacy: 105.4 lumens/watt
Luminous Opening: Rectangular (W 1' x L: 0.5' x H: 0')
IES Classification: Type III - Short
BUG Rating: B3 - U0 - G3

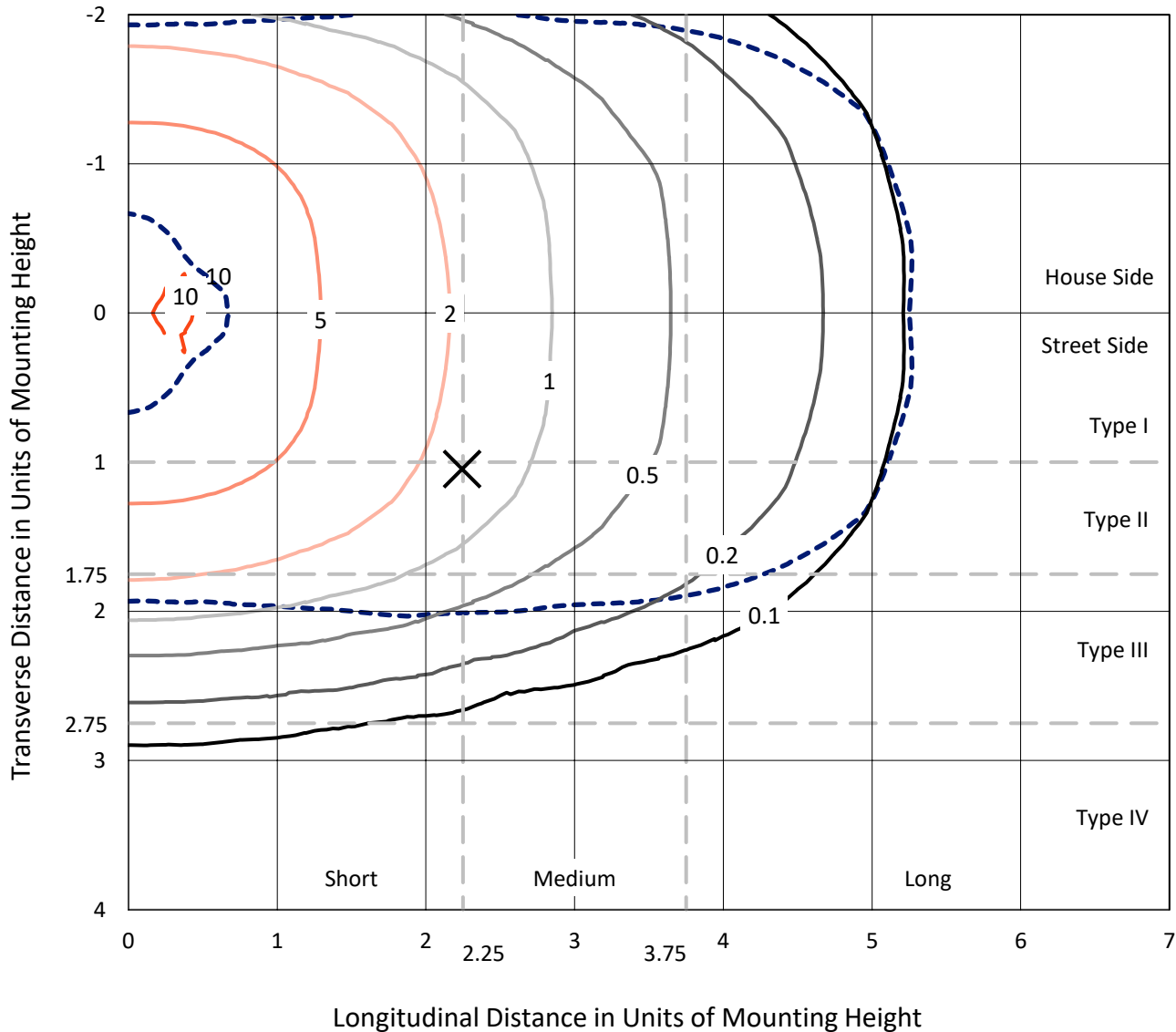
Input Watts (W): 85
Input Voltage (V): NR
Input Current (Ain): NR
Voltage Rise (V): NR
Power Factor: NR
Total Harmonic Distortion (THDi): NR
Frequency (hertz): 60
Stabilization Time: NR
Operation Time: NR
Ambient Temperature (°C): NR
Test Distance: 28.75 FT



REPORT NUMBER: P386691
 CATALOG NUMBER: GAW-SA2B-827-U-RW

Iso-Footcandle Lines of Horizontal Illumination

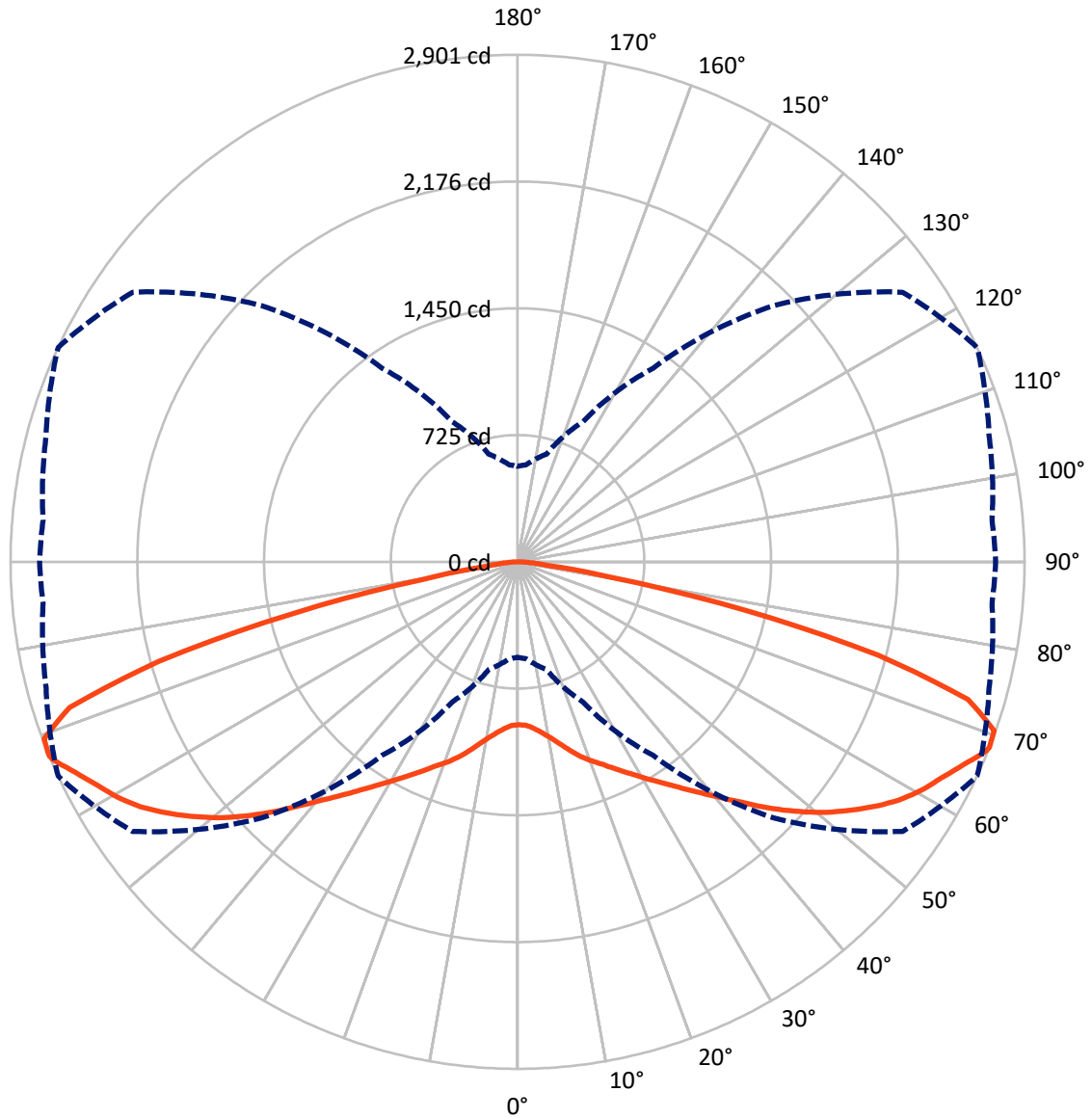
× Max cd
 - - - 1/2 Max cd



Based on 10 foot mounting height. Maximum calculated value = 10.6 fc
 Type III - Short - N/A

REPORT NUMBER: P386691
CATALOG NUMBER: GAW-SA2B-827-U-RW

Luminous Intensity Polar Plot



— Vertical Plane Through 65-Deg Lateral - - - Horizontal Cone Through 68-Deg Vertical

REPORT NUMBER: P386691
 CATALOG NUMBER: GAW-SA2B-827-U-RW

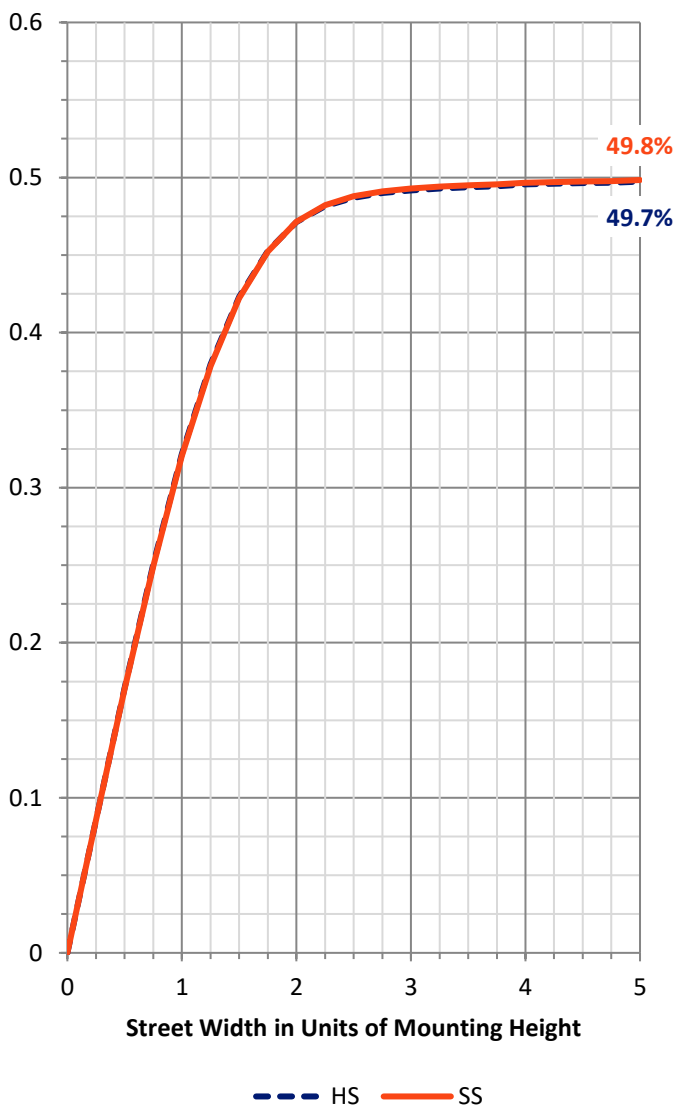
FLUX DISTRIBUTION:

		Downward	Upward	Total
House Side	Lumens	4480.5	0.0	4480.5
	% Fixture	50.0	0.0	50.0
Street Side	Lumens	4480.5	0.0	4480.5
	% Fixture	50.0	0.0	50.0
Total	Lumens	8961.0	0.0	8961.0
	% Fixture	100.0	0.0	100.0

ZONAL LUMENS:

Zone	Lumens	% Fixture
0°-10°	91.2	1.0
10°-20°	305.5	3.4
20°-30°	595.6	6.6
30°-40°	1000.5	11.2
40°-50°	1576.4	17.6
50°-60°	2108.2	23.5
60°-70°	2049.4	22.9
70°-80°	1120.3	12.5
80°-90°	113.9	1.3
90°-100°	0.0	0.0
100°-110°	0.0	0.0
110°-120°	0.0	0.0
120°-130°	0.0	0.0
130°-140°	0.0	0.0
140°-150°	0.0	0.0
150°-160°	0.0	0.0
160°-170°	0.0	0.0
170°-180°	0.0	0.0
0°-90°	8961.0	100.0
0°-180°	8961.0	100.0

Coefficient of Utilization



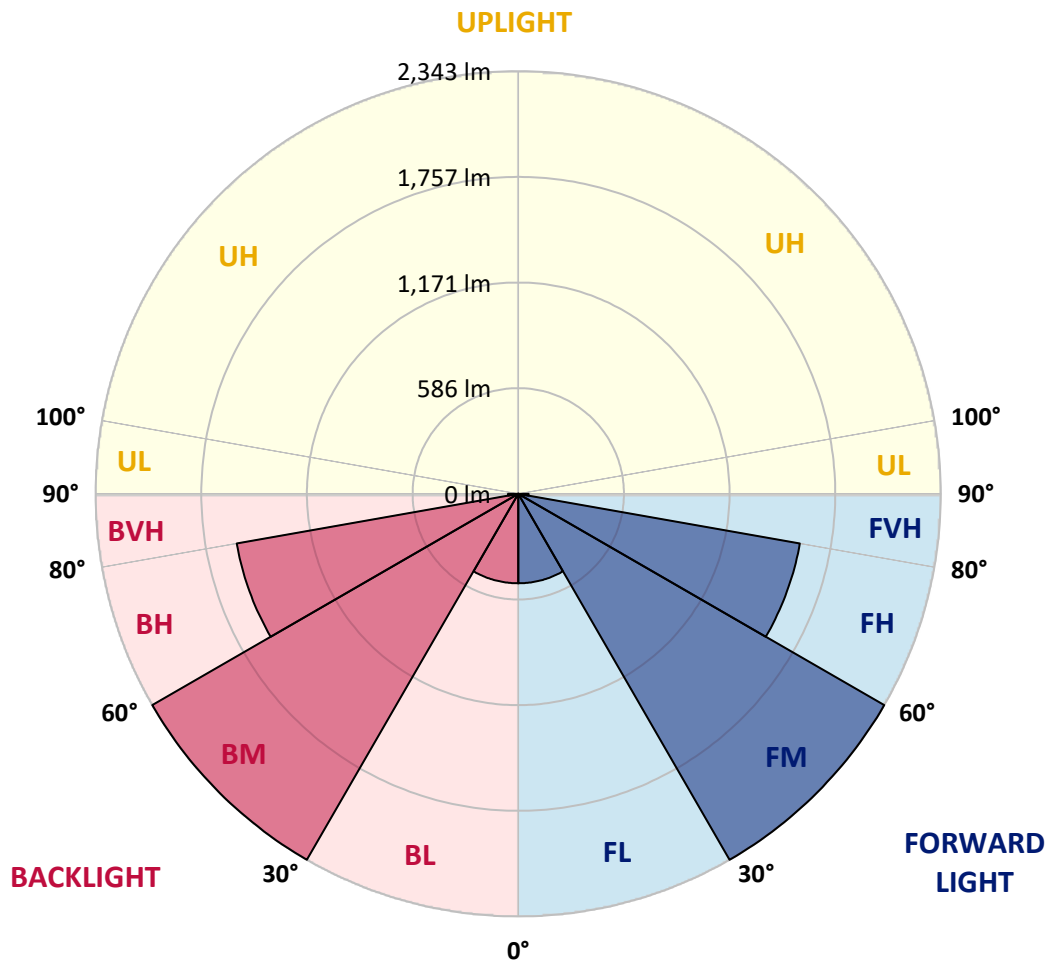
REPORT NUMBER: P386691
 CATALOG NUMBER: GAW-SA2B-827-U-RW

LUMINAIRE CLASSIFICATION SYSTEM LUMEN TABLE AND BUG RATING:

Zone	Lumens	% Fixture	Zone Rating/Lumen Limit		
			B	U	G
FL (0°-30°)	496.1	5.5			
FM (30°-60°)	2342.5	26.1			
FH (60°-80°)	1584.9	17.7			G1/1800
FVH (80°-90°)	57.0	0.6			G1/100
BL (0°-30°)	496.1	5.5	B1/500		
BM (30°-60°)	2342.5	26.1	B2/2500		
BH (60°-80°)	1584.9	17.7	B3/2500		G3/2500
BVH (80°-90°)	57.0	0.6			G1/100
UL (90°-100°)	0.0	0.0		U0/0	
UH (100°-180°)	0.0	0.0		U0/0	

BUG Rating: B3-U0-G3

Type III Short





REPORT NUMBER: P386691

CATALOG NUMBER: GAW-SA2B-827-U-RW

CANDELA DISTRIBUTION (FULL):

	0°	5°	15°	25°	35°	45°	55°	65°	75°	85°	90°
0°	931.7	931.7	931.7	931.7	931.7	931.7	931.7	931.7	931.7	931.7	931.7
2.5°	925.1	925.4	926.9	928.7	930.2	934.1	935.0	936.5	937.1	938.6	938.6
5°	917.0	917.6	921.2	926.0	931.4	941.0	948.0	955.8	959.7	963.9	963.6
7.5°	916.1	917.6	922.7	930.5	939.5	955.5	969.9	985.5	996.0	1005.6	1005.0
10°	925.4	927.8	935.0	946.8	960.3	980.1	1001.4	1022.5	1040.8	1055.5	1056.1
12.5°	939.5	942.5	954.0	971.7	992.1	1017.7	1042.9	1066.6	1091.9	1113.8	1115.6
15°	958.2	962.1	979.2	1005.6	1036.9	1067.2	1094.3	1118.6	1147.8	1178.1	1181.1
17.5°	985.8	991.2	1013.8	1049.5	1090.7	1124.0	1152.3	1170.6	1194.9	1226.2	1231.9
20°	1027.9	1034.8	1063.3	1106.0	1156.2	1191.0	1212.7	1216.6	1228.6	1256.5	1263.1
22.5°	1082.6	1088.6	1120.4	1171.2	1227.4	1265.2	1276.7	1261.0	1259.8	1282.4	1288.7
25°	1143.6	1149.0	1185.9	1243.0	1303.4	1345.2	1344.9	1314.5	1293.5	1310.9	1317.5
27.5°	1212.1	1220.5	1255.9	1316.0	1380.6	1421.8	1419.4	1372.5	1332.5	1337.1	1342.8
30°	1290.8	1300.1	1334.7	1395.6	1460.2	1500.5	1497.5	1435.6	1375.5	1363.5	1367.7
32.5°	1388.4	1399.6	1432.3	1492.4	1549.5	1585.8	1577.1	1504.1	1427.2	1401.1	1405.0
35°	1505.9	1512.5	1547.1	1606.3	1652.5	1677.5	1659.2	1583.4	1492.7	1461.1	1461.1
37.5°	1624.9	1630.0	1668.8	1726.2	1770.9	1784.1	1748.4	1670.3	1578.3	1533.6	1534.5
40°	1739.1	1752.9	1796.5	1855.4	1899.5	1903.1	1855.7	1769.4	1673.6	1627.3	1632.7
42.5°	1858.4	1871.9	1923.9	1990.6	2029.6	2035.6	1980.0	1880.6	1781.1	1743.6	1749.6
45°	1964.7	1975.5	2035.6	2113.2	2161.8	2177.4	2111.6	2008.0	1897.4	1860.8	1862.3
47.5°	2038.9	2053.1	2119.2	2210.5	2281.4	2305.4	2240.8	2132.1	2011.9	1967.4	1971.3
50°	2106.2	2113.8	2180.8	2280.5	2370.6	2420.2	2364.9	2254.7	2127.6	2080.4	2084.6
52.5°	2143.8	2153.4	2218.3	2322.3	2428.9	2508.9	2475.2	2364.9	2239.3	2193.4	2198.5
55°	2117.7	2124.9	2202.7	2331.6	2465.0	2563.5	2568.7	2472.8	2349.0	2308.8	2323.2
57.5°	1998.7	2007.7	2102.6	2271.5	2469.5	2600.5	2639.0	2572.9	2451.5	2418.7	2427.1
60°	1812.7	1818.4	1919.7	2109.5	2381.8	2615.8	2683.7	2654.6	2551.8	2519.1	2530.5
62.5°	1481.3	1489.7	1610.8	1865.3	2196.4	2570.5	2727.0	2722.2	2645.3	2615.2	2625.4
65°	1012.6	1027.3	1161.3	1483.1	1910.6	2431.6	2766.4	2800.9	2727.9	2690.0	2703.6
67.5°	611.4	622.3	719.3	979.2	1462.0	2151.6	2725.8	2890.4	2786.2	2725.2	2736.3
68°	546.5	556.5	637.6	883.7	1352.4	2072.6	2688.8	2900.7	2792.5	2724.6	2734.5
70°	330.2	336.8	391.2	546.2	901.7	1644.1	2436.7	2892.2	2832.8	2733.0	2738.7
72.5°	215.1	217.2	226.2	280.3	460.6	919.4	1828.9	2695.1	2893.2	2782.0	2781.1
75°	178.8	177.6	178.5	184.8	227.1	403.2	1068.7	2129.1	2757.9	2704.8	2685.8
77.5°	151.1	150.2	149.9	150.2	152.0	194.7	463.9	1326.2	2110.4	2392.6	2409.4
80°	122.3	121.1	125.0	123.2	117.8	121.1	194.4	551.6	994.8	1070.2	1002.9
82.5°	88.9	84.4	101.3	96.4	91.9	85.3	107.3	178.2	237.4	162.9	114.5
85°	68.5	63.7	76.9	73.9	63.1	43.6	63.7	87.1	96.1	55.0	43.3
87.5°	27.9	29.4	55.6	43.9	37.0	21.0	26.1	34.9	46.9	23.4	18.0
90°	0.0	0.0	0.0	0.0	0.0	0.0	0.0	0.0	0.0	0.0	0.0

(END OF REPORT)